



INTRODUCTION



Laird Performance Materials' HT-SMD is one of the Soft SMD (Surface Mount Device) Contact series which is used for circuit grounding and shielding of SMT (Surface Mount Technology) devices. This contact is designed to be solder reflow compatible and suitable for automatic processing. HT-SMD is composed of a tin/copper PI film over silicone foam. SLM series is standard type with rectangular shape; SSM series is similar to SLM series but with lower compression force; SLN series is hourglass or customized shape.

CONSTRUCTION



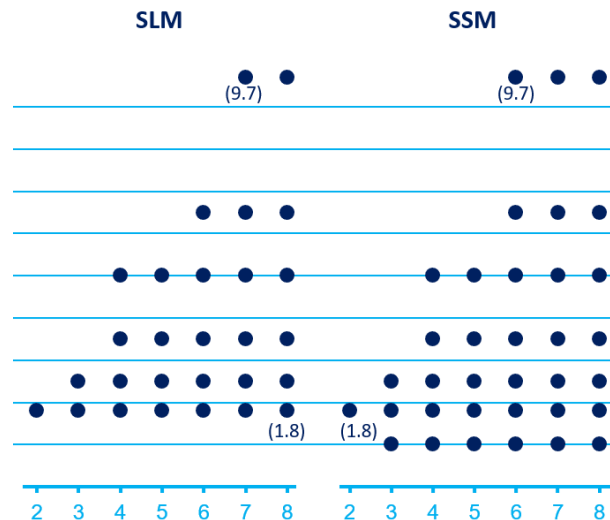
FEATURES

- Sn/Cu Plated PI Film outer layer
- Soft Silicone Foam Core
- High Temp SMD contacts are RoHS compliant
- Halogen-free per IEC-61249-2-21 standard
- Reflow tunnel compatible to 260°C
- UL94V1 Flammability Rating

APPLICATIONS

- Laptop computers and tablets
- Automotive
- Cabinet applications
- Displays
- Medical equipment
- Servers
- Networking equipment
- Desktop computers
- Telecommunications cabinet

DIMENSION AVAILABILITY



Note:
The shape of SLN series is based on customers' request. General height of SLN series will be 5-15mm with width of at least 4mm.

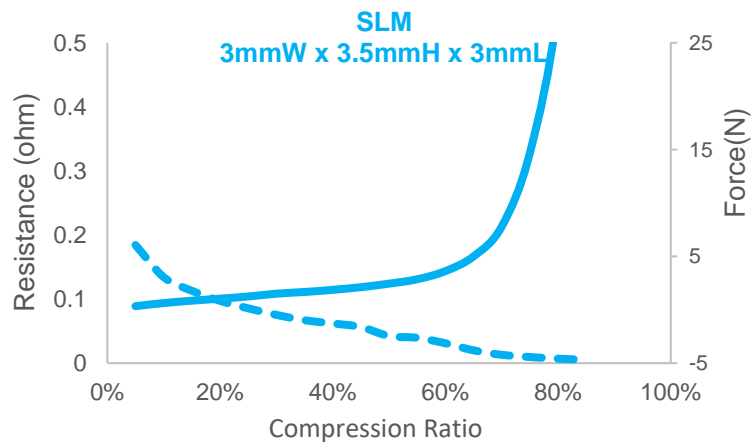
Specification of HT-SMD

SLM/SSM/SLN SERIES (HT-SMD)

Item	Unit	Value	Test Method
Z-axis Resistance @30% Compression			Laird Internal
before reflow	Ω	<0.10	(5mm x 5mm x 5mm)
after reflow	Ω	<0.10	
Flammability		PASS	UL94 V1*
Solder Adhesion Strength 3mm x 3mm x 3mm	Kgf	>0.2	Laird Internal, contact to PCB
Compression Set	%	<20%	ASTM D3574(125°C,22hr)
Operation Temperature	°C	-40 to 125	

*UL file number E170327, UL designation code V1 051

COMPRESSION FORCE



Ordering Information

PART NUMBER

1	2	3	4	5	6	7	8	9	10	11	12	13	14
5	7	S	L	M	W	W	W	H	H	H	L	L	L
1st to 2nd: PACKAGE		3rd to 5th: PRODUCT NAME			6th to 8th: WIDTH			9th to 11th: HEIGHT			12th to 14th: LENGTH		
57= Bulk package 67= Tape and Reel		e.g. SLG, SLH			e.g. 050=5.0mm			e.g. 050=5.0mm			e.g. 050=5.0mm		

For example : 67SLM050030060 for SLM-SMD in dimension of 5.0mmW x 3.0mmH x 6.0mmL

SHELF LIFE

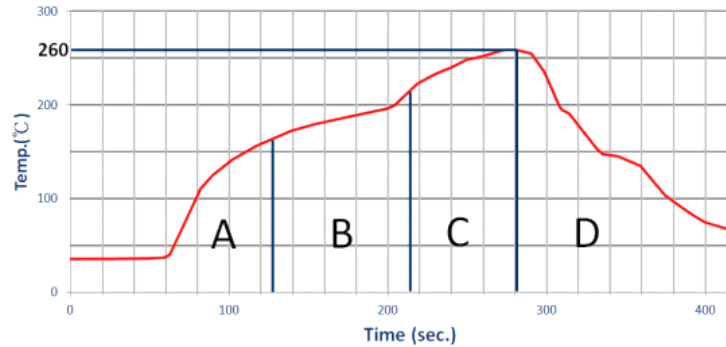
12 months at 23°C/60% R.H.

GENERAL NOTES

- Soft SMD Contacts are highly flexible and not sensitive to height and its tolerance. Basically, the tolerance of height is +/-0.5mm for SLG-SMD, SLH-SMD, and SSM-SMD when the height is less than 5mm. The height tolerance of SLM-SMD is 20 percent, in general. Please contact Laird Engineering Team to confirm the tolerance.
- Soft SMD Contacts can go passing the reflow process under general temperature profile of the PCB. The peak temperature could be up to 255°C for less than five seconds.
- The recommended height-to-width ratio of a gasket should be less than 1.5.
- HB-SMD is a PU foam core product exhibiting balance in performance and price. Though it can pass solder reflow twice, Laird recommends choosing HT-SMD if there is a need to pass solder reflow more than twice.
- HT-SMD is a silicone foam core product which can suffer higher temperature resistance than HB-SMD.
- The optimum compression ratio depends on the dimension and application. In general, recommend compressing the contacts between 15% to 30%.
- The minimum length of Soft SMD Contacts is 2mm. Distortion may be observed when the product is shorter than 2mm length.
- There is an overlap line in a Soft SMD Contact. It should be placed on the top side (upward) with no contact to the PCB.
- Laird recommends the contact pad on the PCB be the same as the dimension (length & width) of Soft SMD Contacts. To prevent shorts or contact happening when Soft SMD Contacts are under compressed, the typically minimum spacing (inhibition area) from other components is 1.0mm in the length direction (foam side) and 1.25mm in the width direction.
- Solder paste should be printed evenly on the area of the solder pad. Strip(s) printing or uneven solder thickness may increase the risk of displacement.
- We recommend the thickness of solder paste printing for Soft SMD Contacts is within 0.1mm to 0.15mm. Thick solder may cause the foam of Soft SMD Contacts to melt during soldering reflow.
- Soft SMD Contacts are not reusable. The contacts must be replaced when rework or repair occurs. Please refer to the "Rework/Repair Process" below for more details.
- With the HB Series, though the operating temperature of Soft SMD Contacts could be up to 85 °C, to keep the performance at desired levels, an ambient temperature below 70°C is recommended. Exceeding 70°C would affect component performance gradually.
- Soft SMD Contacts should be released freely without compression while passing the soldering reflow process or wave soldering process.
- When the dimension is small, due to the air blown, Soft SMD Contacts could be displaced while passing the reflow oven. We suggest reducing the air flow or adding a lightweight fixture on the top of Soft SMD Contacts.
- Either the soldering reflow process or wave soldering process is suitable to make Soft SMD Contacts solder to the PCB. If the PCB needs to pass both processes (soldering reflow and wave soldering), Laird recommends you do not place Soft SMD Contacts on the PCB until the second soldering process.
- Do not touch Soft SMD Contacts by hand while wearing no gloves.

REFLOW TEMPERATURE PROFILE RECOMMENDATION

Reflow soldering is a process by which the solder paste is heated and changes to a molten state to connect components and PCB together. Usually there are four stages to reflow soldering process – preheating stage, heating/soaking stage, reflow stage, and cooling stage. Laird Soft SMD Contacts are not a complex components, and can follow general lead-free reflow soldering temperature profile.



Stage	Temperature	Time
A. Preheating Stage	Room temp. to 170°C	125sec
B. Heating/Soaking Stage	170°C to 217°C	92sec
C. Reflow Stage	217°C to peak temp. (255°C Max.)	63sec
D. Cooling Stage	Peak temp. to room temp.	>60sec

- Longer residual time or higher peak temperature may damage the Soft SMD Contacts.
- Reflow at peak temperature shall be less than 5 seconds.
- Air flow rate shall be set at 0.5-1.6 meters/sec for reflow ovens heated by air.
- For reflow ovens with 8 different zones or more, below are temperature setting for reference.

Laird Performance Materials
DuPont Electronics & Industrial

Americas: +1 866 928-8181

Europe: +49 8031 2460 0

China: +86 7552 7141166

www.laird.com



EMI-ENSL-HT_SMD 0122

Any information furnished by Laird Limited, its subsidiary companies and its agents (hereafter, "Laird") is believed to be accurate and reliable. All specifications are subject to change without notice. Responsibility for the use and application of Laird materials rests with the end user, since Laird and its agents cannot be aware of all potential uses. Laird makes no warranties as to the fitness, merchantability or suitability of any Laird materials or products for any specific or general uses. Laird disclaims liability for incidental or consequential damages of any kind. All Laird products are sold pursuant to the Laird Terms and Conditions of sale in effect at the time of sale. A current copy of the Laird Terms and Conditions will be furnished upon request. This document is © Copyright 2020, Laird, all rights reserved. Laird, Laird Technologies, the Laird Logo, and other marks are trademarks of Laird. Other product or service names may be the property of third parties. Nothing herein provides a license under any Laird or any third-party intellectual property rights.